

## HOW TO FIND YOUR RING SIZE

We at Lover's Rock realise that it is not always possible to know the ring size of your loved ones finger. So, to makes things easy, we have provided you with a few options to ensure you find the correct finger size:

- Measure an existing ring by following the instructions below
- Contact Customer Services for a Free Finger Sizer that will be sent to you by post, and follow the instructions below
- Go into any local jewellery store and have the finger size measured

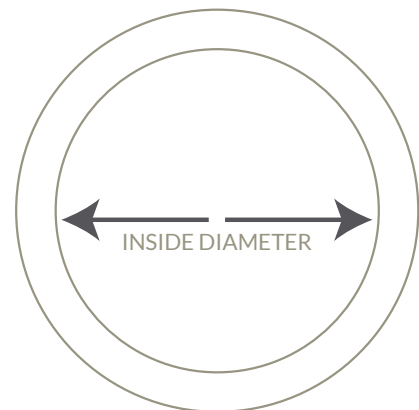
## TO MEASURE AN EXISITNG RING- CONFIRM PRINTED PAPER SIZE IS CORRECT

1. Ring measurements are extremely accurate. To obtain an accurate measurement, carefully follow these instructions.
2. Before printing, ensure that Page Scaling is set to "No scaling" in your print settings box. (To open the print settings box, press CTRL+P.)
3. Measure the bar below to ensure the page scaling is correct. It must be precisely 40 mm long.

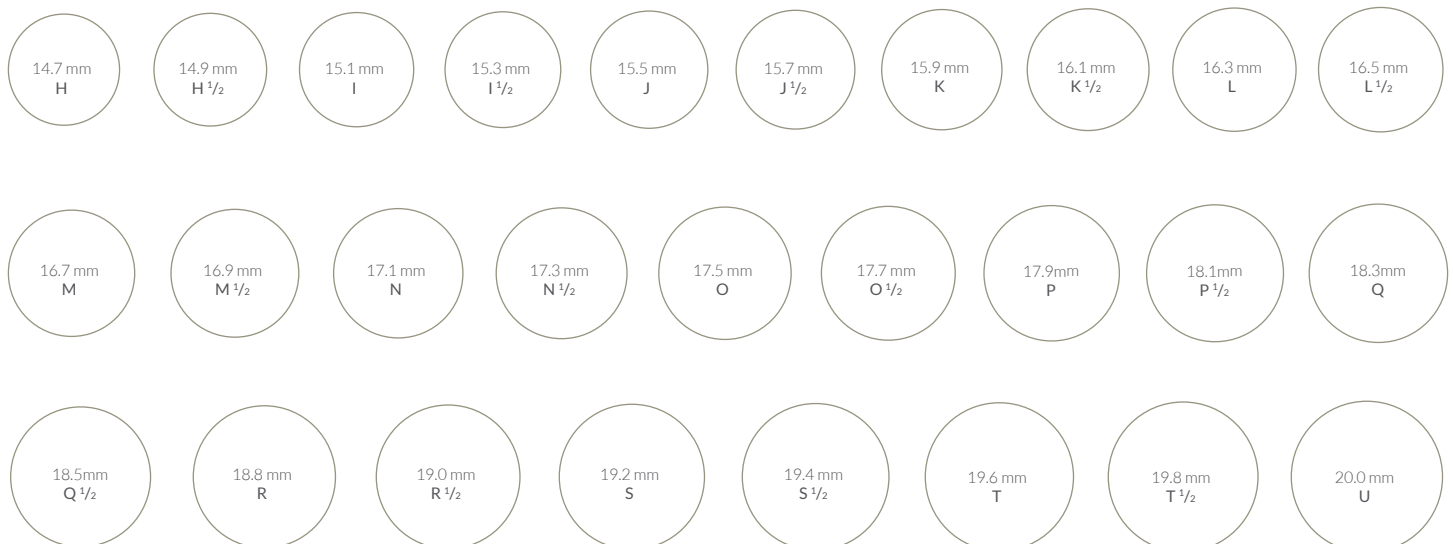


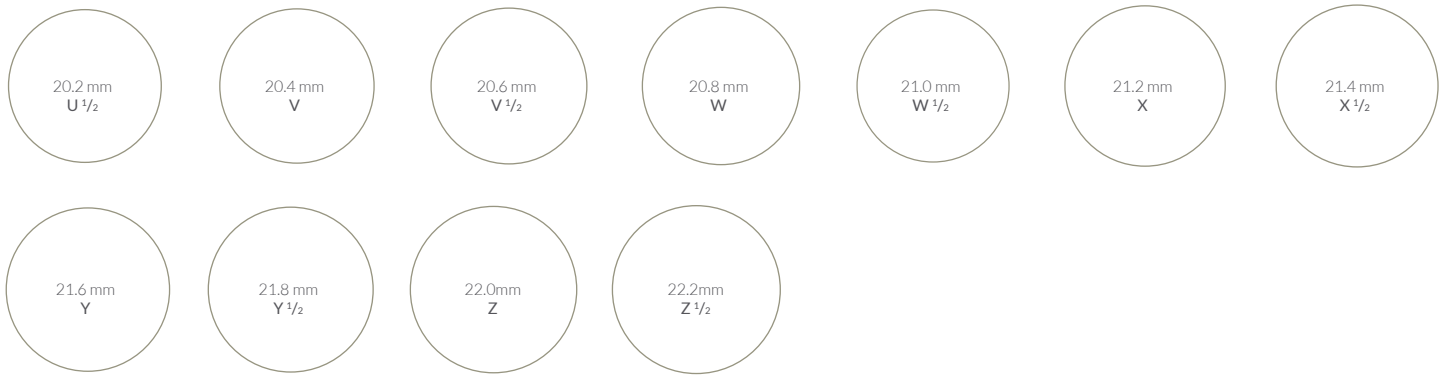
### MEASURE EXISITNG RING

1. Select an existing ring that correctly fits the intended finger.
2. Place the existing ring over the circles below, ensuring that you match the inside edge of the ring to the circle nearest in size. This measurement determines the inside diameter of the ring.
3. If the ring falls between two sizes, order the larger size.



MEASUREMENTS MATCH THE INSIDE EDGE OF THE RING





## MEASURING YOUR FINGER ACCURATELY WITH FREE RING SIZER

Once you have ordered and received your free ring sizer, follow these handy tips to ensure an accurate finger measurement.

Your ring should fit the intended finger comfortably; snug enough so that it will not fall off, but loose enough so it can slide over your knuckle.

Finger size changes depending on the time of day and the weather. For accurate results measure your finger size:

1. At the end of the day and when your fingers are warm (Fingers are smaller in the early morning and when cold, and larger at the end of the day and when warm.)
2. Measure finger size several times to ensure you obtain an accurate reading.

## IF YOU ARE BUYING THE RING AS A SURPRISE

Ask the friends or mother of your partner to see if they know her finger size.

Borrow one of your partners existing rings (from the correct finger) and use the ring measurement guide above to determine its size.

## FREE RING RESIZING

Lover's Rock provides free ring resizing on all engagement rings, wedding half eternity rings during the first year.

All you have to do is contact a Diamond and Jewellery Consultant to arrange for your free ring resize.

Diamond full eternity rings with a specific number of diamonds per finger size; milgrain or ornate bands cannot be resized. We are happy to exchange your ring for an alternative size within 30 days of purchase. Please note that should you decide on an exchange, your new ring may in some cases contain less or more diamonds or a reduction or increase in precious metal weight which may cause an increase or decrease to the total price.